

# TAYLOR KING

Please print the document at 100% for an accurate scale results.



## 6212- SANTOR SECTIONAL

As Shown:

### 6212-31 LAF SOFA

Overall h37.5 d41 w80.5

Inside d24 w76.5 ah 25 sh22.5

(1) 19" Throw Pillow / Loose back cushions

### 6212-34 RAF CORNER SOFA

Overall h37.5 d41 w96

Inside d24 w75 ah 25 sh22.5

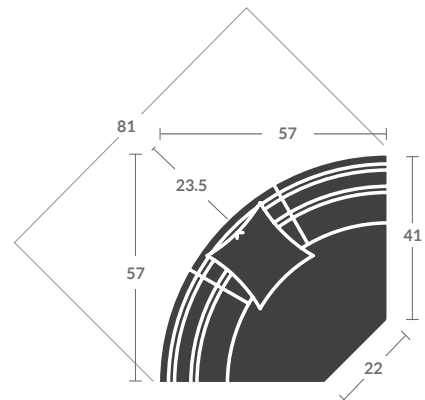
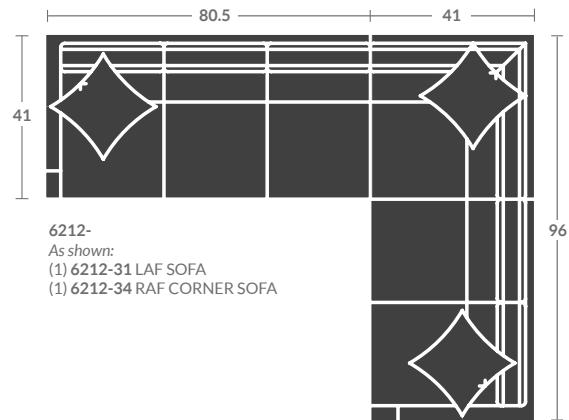
(2) 19" Throw Pillows / Loose back cushions

Options Shown:

Contrasting fabric on throw pillows / 1/2" Natural Brass nails /

Extra pair of K-22 Kidney Pillows

Quarter Inch Scale Drawing

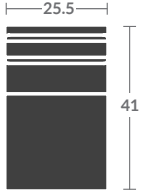


6212-25  
CURVED CORNER TURN


# TAYLOR KING

Please print the document at 100% for an accurate scale results.

## Quarter Inch Scale Drawing



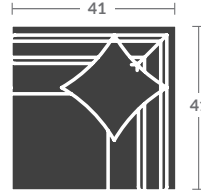
6212-10  
ARMLESS CHAIR



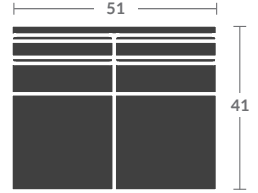
6212-11  
LAF CHAIR



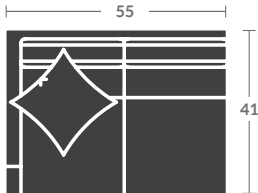
6212-12  
RAF CHAIR



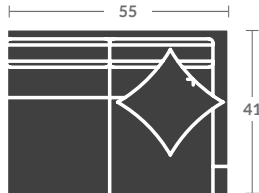
6212-15  
CORNER CHAIR



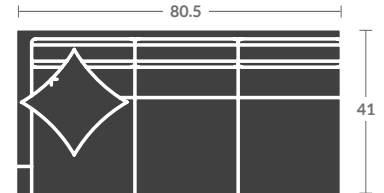
6212-20  
ARMLESS LOVESEAT



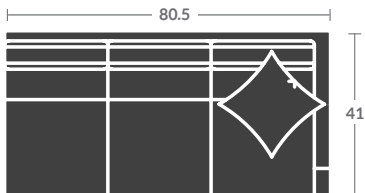
6212-21  
LAF LOVE SEAT



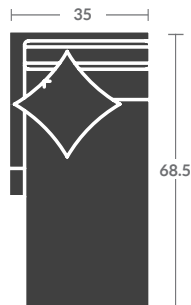
6212-22  
RAF LOVE SEAT



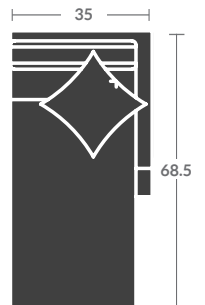
6212-31  
LAF SOFA



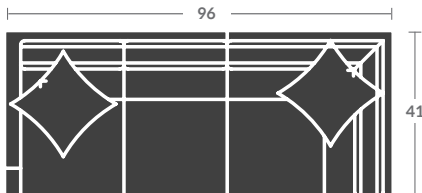
6212-32  
RAF SOFA



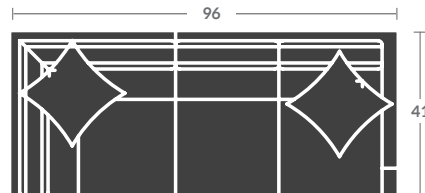
6212-41  
LAF CHAISE



6212-42  
RAF CHAISE



6212-33  
LAF CORNER SOFA



6212-34  
RAF CORNER SOFA