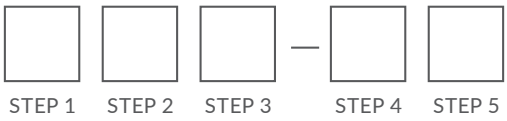


TAYLOR MADE BEDS & HEADBOARDS

IT'S EASY TO ORDER YOUR CUSTOM BED OR HEADBOARD.
JUST FOLLOW THE SIMPLE STEPS TO FILL IN THE APPROPRIATE BOXES.



EXAMPLE:

TB

01

PL


—

K

63

TAYLOR MADE Bed, 01 Style, Plain Panel, King Size, 63" Tall

STEP 1 SELECT BED OR HEADBOARD.




☐ TP *

BED

☐ TPP *

PLATFORM BED




☐ TB

BED

☐ TBP *

PLATFORM BED




☐ TF

BED

☐ TFP *

PLATFORM BED




☐ TU

BED

☐ TUP *

PLATFORM BED




☐ TN

BED

☐ TNP *

PLATFORM BED




☐ TH

HEADBOARD

*Additional charges apply. See price list for more information.


STEP 2 SELECT STYLE ALL STYLES AVAILABLE IN LEATHER. MATCHING FOOTBOARDS 34" HIGH.

Please contact customer service for mixing different headboard and footboard styles. Upcharge will apply.




☐ 01

SQUARE CORNER



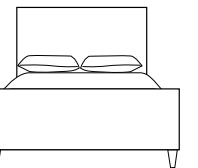
☐ 21

SQUARE CORNER
W/ MATCHING FOOTBOARD




☐ 02

SQUARE CORNER
BORDERLESS




☐ 22

SQUARE CORNER, BORDERLESS
W/ MATCHING FOOTBOARD



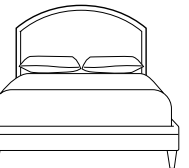
☐ 03

CLIPPED CORNER



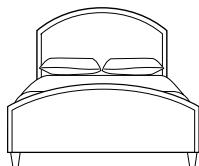
☐ 23

CLIPPED CORNER
W/ MATCHING FOOTBOARD




☐ 04

SLOPED BED



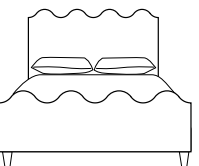
☐ 24

SLOPED BED
W/ MATCHING FOOTBOARD



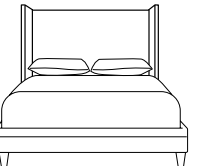
☐ 07

WAVE




☐ 27

WAVE
W/ MATCHING FOOTBOARD




☐ 08

WINGED
8" Wider than standard
Please see Step 4



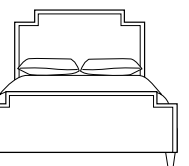
☐ 28

WINGED
W/ MATCHING FOOTBOARD
8" Wider than standard
Please see Step 4.
Only available on TP & TU.




☐ 09

SQUARE-CUT CORNER



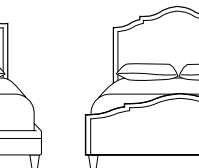
☐ 29

SQUARE-CUT CORNER
W/ MATCHING FOOTBOARD



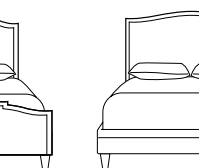
☐ 10

SCALLOPED



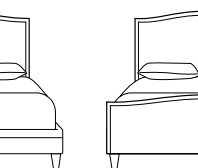
☐ 20

SCALLOPED
W/ MATCHING FOOTBOARD



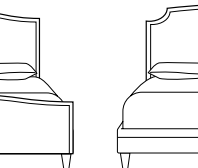
☐ 15

ARCHED



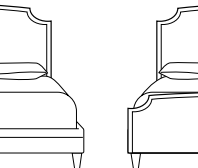
☐ 25

ARCHED
W/ MATCHING FOOTBOARD



☐ 16

ARCHED CLIPPED CORNER




☐ 26

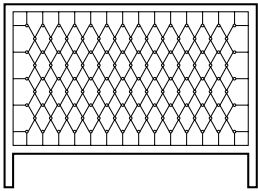
ARCHED CLIPPED CORNER
W/ MATCHING FOOTBOARD

TAYLOR MADE BEDS & HEADBOARDS

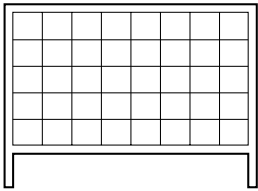
STEP 3 SELECT PANEL TREATMENT



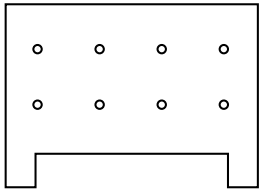
☐ **PL**
PLAIN



☐ **DT**
DIAMOND TUFT
WITH BUTTONS

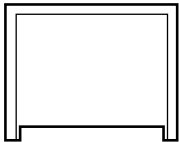


☐ **BT**
BISCUIT TUFT
WITHOUT BUTTONS




☐ **SB**
SPACED
BUTTON
*Number of buttons will vary by size.


STEP 4 SELECT SIZE




☐ **T**
TWIN
46" WIDE




☐ **F**
FULL
61" WIDE



☐ **Q**
QUEEN
67" WIDE

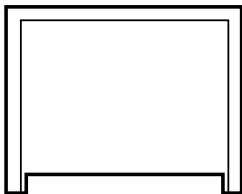


☐ **K**
KING
83" WIDE




☐ **CK**
CALIFORNIA KING
79" WIDE


STEP 5 SELECT HEADBOARD HEIGHT



☐ **56"**



☐ **63"**

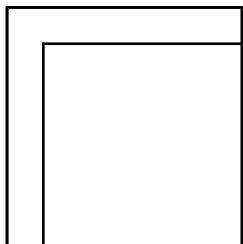


☐ **70"**


STEP 6 SELECT A FINISH (UPCHARGES WILL APPLY FOR A PREMIUM FINISH)

When selecting finishes, note plinth base will show end grain at edges. Lighter and more translucent finishes may show this more so than painted finishes.

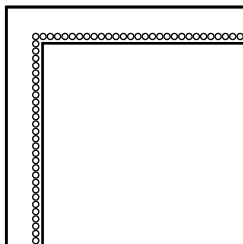
STEP 7 NAIL TRIM OPTIONS 1/2" NAILS ONLY (STANDARD NAIL CHARGES)




☐
NO NAILS



☐
OUTSIDE BORDER



☐
INSIDE BORDER



☐
DOUBLE BORDER