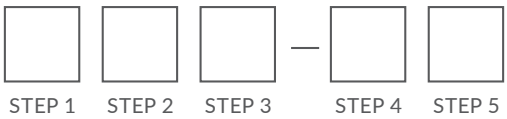


# TAYLOR MADE BEDS & HEADBOARDS

BY TAYLOR KING

IT'S EASY TO ORDER YOUR CUSTOM BED OR HEADBOARD.  
JUST FOLLOW THE SIMPLE STEPS TO FILL IN THE APPROPRIATE BOXES.



EXAMPLE:

☐ TB ☐ 01 ☐ PL — ☐ K ☐ 63

TAYLOR MADE Bed, 01 Style, Plain Panel, King Size, 63" Tall

## STEP 1 SELECT BED OR HEADBOARD.

☐ **TP** \*  
BED  
☐ **TPP** \*  
PLATFORM BED

☐ **TB**  
BED  
☐ **TBP** \*  
PLATFORM BED

☐ **TF**  
BED  
☐ **TFP** \*  
PLATFORM BED

☐ **TU**  
BED  
☐ **TUP** \*  
PLATFORM BED

☐ **TN**  
BED  
☐ **TNP** \*  
PLATFORM BED

☐ **TH**  
HEADBOARD

\*Additional charges apply. See price list for more information.

## STEP 2 SELECT STYLE ALL STYLES AVAILABLE IN LEATHER. MATCHING FOOTBOARDS 34" HIGH.

Please contact customer service for mixing different headboard and footboard styles. Upcharge will apply.

☐ **01**  
SQUARE CORNER

☐ **21**  
SQUARE CORNER  
W/ MATCHING FOOTBOARD

☐ **02**  
SQUARE CORNER  
BORDERLESS

☐ **22**  
SQUARE CORNER, BORDERLESS  
W/ MATCHING FOOTBOARD

☐ **03**  
CLIPPED CORNER

☐ **23**  
CLIPPED CORNER  
W/ MATCHING FOOTBOARD

☐ **04**  
SLOPED BED

☐ **24**  
SLOPED BED  
W/ MATCHING FOOTBOARD

☐ **07**  
WAVE

☐ **27**  
WAVE  
W/ MATCHING FOOTBOARD

☐ **08**  
WINGED  
8" Wider than standard  
Please see Step 4

☐ **28**  
WINGED  
W/ MATCHING FOOTBOARD  
8" Wider than standard  
Please see Step 4.  
Only available on TP & TU.

☐ **09**  
SQUARE-CUT CORNER

☐ **29**  
SQUARE-CUT CORNER  
W/ MATCHING FOOTBOARD

☐ **10**  
SCALLOPED

☐ **20**  
SCALLOPED  
W/ MATCHING FOOTBOARD

☐ **15**  
ARCHED

☐ **25**  
ARCHED  
W/ MATCHING FOOTBOARD


☐ **16**  
ARCHED CLIPPED CORNER

☐ **26**  
ARCHED CLIPPED CORNER  
W/ MATCHING FOOTBOARD

# TAYLOR MADE BEDS & HEADBOARDS

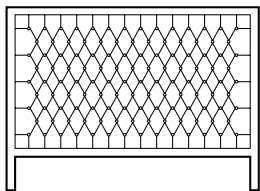
BY TAYLOR KING

## STEP 3 SELECT PANEL TREATMENT



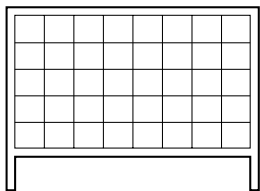
☐ **PL**

PLAIN



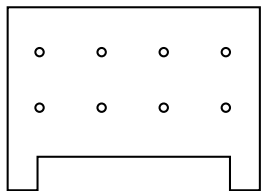
☐ **DT**

DIAMOND TUFT  
WITH BUTTONS



☐ **BT**

BISCUIT TUFT  
WITHOUT BUTTONS




☐ **SB**

SPACED  
BUTTON


\*Number of buttons will vary by size.

## STEP 4 SELECT SIZE




☐ **T**

TWIN  
46" WIDE




☐ **F**

FULL  
61" WIDE




☐ **Q**

QUEEN  
67" WIDE



☐ **K**

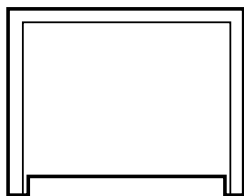
KING  
83" WIDE




☐ **CK**

CALIFORNIA KING  
79" WIDE


## STEP 5 SELECT HEADBOARD HEIGHT



☐ **56"**



☐ **63"**

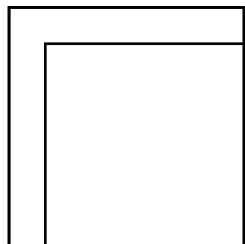


☐ **70"**

## STEP 6 SELECT A FINISH (UPCHARGES WILL APPLY FOR A PREMIUM FINISH)


When selecting finishes, note plinth base will show end grain at edges. Lighter and more translucent finishes may show this more so than painted finishes.

## STEP 7 NAIL TRIM OPTIONS 1/2" NAILS ONLY (STANDARD NAIL CHARGES)



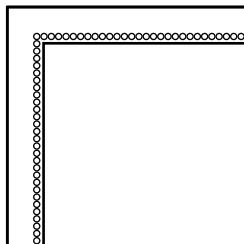
☐

NO NAILS




☐

OUTSIDE BORDER



☐

INSIDE BORDER



☐

DOUBLE BORDER