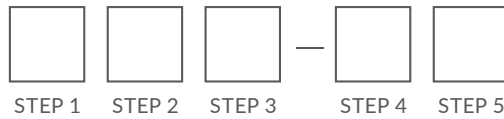


# TAYLOR MADE BEDS & HEADBOARDS

BY TAYLOR KING

IT'S EASY TO ORDER YOUR CUSTOM BED OR HEADBOARD.  
JUST FOLLOW THE SIMPLE STEPS TO FILL IN THE APPROPRIATE BOXES.

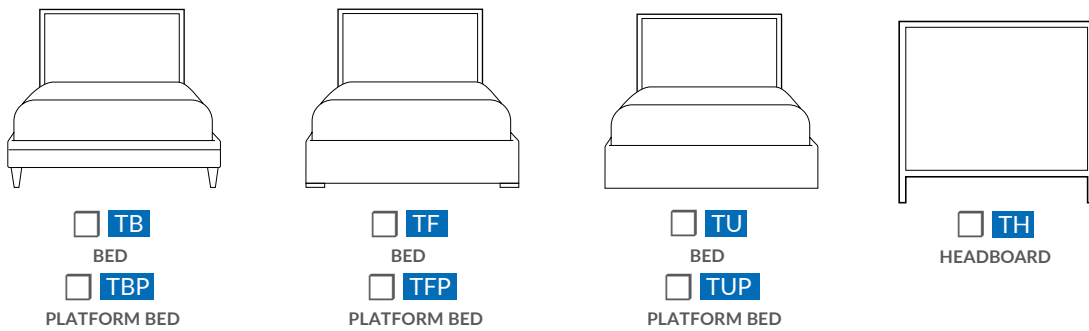


EXAMPLE:



TAYLOR MADE Bed, 01 Style, Plain Panel, King Size, 63" Tall

## STEP 1 SELECT BED OR HEADBOARD.



## STEP 2 SELECT STYLE ALL STYLES AVAILABLE IN LEATHER. MATCHING FOOTBOARDS 34" HIGH.


Please contact customer service for mixing different headboard and footboard styles. Upcharge will apply.



# TAYLOR MADE BEDS & HEADBOARDS

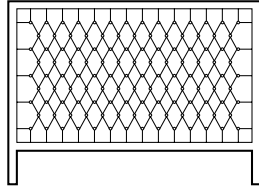
BY TAYLOR KING

## STEP 3 SELECT PANEL TREATMENT



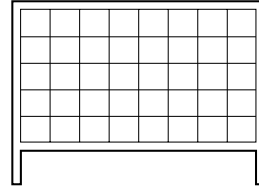
**PL**

PLAIN



**DT**

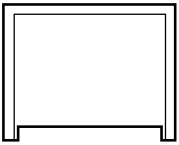
DIAMOND TUFT  
WITH BUTTONS



**BT**


BISCUIT TUFT  
WITHOUT BUTTONS

## STEP 4 SELECT SIZE




**T**

TWIN  
46" WIDE




**F**

FULL  
61" WIDE




**Q**

QUEEN  
67" WIDE



**K**

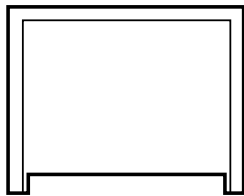
KING  
83" WIDE




**CK**

CALIFORNIA KING  
79" WIDE


## STEP 5 SELECT HEADBOARD HEIGHT



**56"**



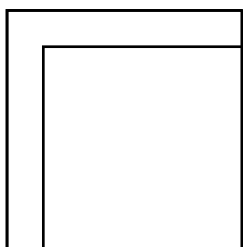
**63"**




**70"**

## STEP 6 SELECT A FINISH (UPCHARGES WILL APPLY FOR A PREMIUM FINISH)


## STEP 7 NAIL TRIM OPTIONS 1/2" NAILS ONLY (STANDARD NAIL CHARGES)




NO NAILS



OUTSIDE BORDER



INSIDE BORDER



DOUBLE BORDER