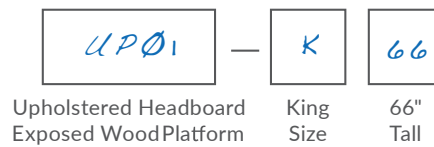


SERENITY BEDS & HEADBOARDS


JUST FOLLOW THE SIMPLE STEPS TO FILL IN THE APPROPRIATE BOXES.



EXAMPLE:




STEP 1 CHOOSE YOUR STYLE (PLATFORM BED. NO BOXSPRING NEEDED.)



UP01


Upholstered Headboard
Exposed Wood Platform

L Available in Leather




UP02

Upholstered Headboard
Slipcovered Platform




UP03

Upholstered Headboard Only
L Available in Leather




SC01

Slipcovered Headboard
Exposed Wood Platform



SC02

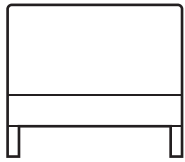
Slipcovered Headboard
Slipcovered Platform




SC03

Slipcovered Headboard Only


STEP 2 SELECT SIZE




TWIN
46" WIDE



FULL
61" WIDE






QUEEN
67" WIDE




KING
83" WIDE

STEP 3 SELECT HEADBOARD HEIGHT

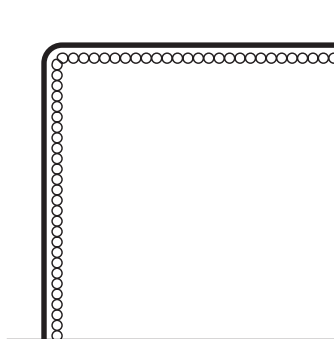


STEP 4 SELECT A FINISH (UPCHARGES WILL APPLY FOR A PREMIUM FINISH)

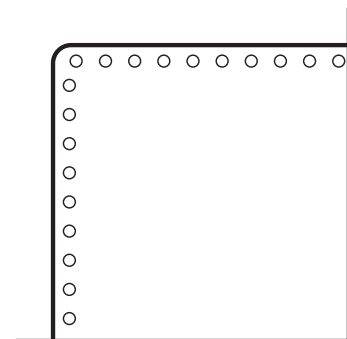
STEP 5 NAIL TRIM OPTIONS 1/2" NAILS ONLY (STANDARD NAIL CHARGES)



NO NAILS



HEAD TO HEAD



SPACED 2" APART