

# TAYLOR KING

Please print the document at 100% for an accurate scale results.



## 3515- GRAMERCY SECTIONAL

As Shown:

### 3515-34 RAF CORNER SOFA

Overall h39.5 d46 w110  
Inside d24.5 w84.5 ah27 sh21  
(2) 21" dog ear throw pillows  
(3) 12 x 22 kidney pillows

### 3515-21 LAF LOVESEAT

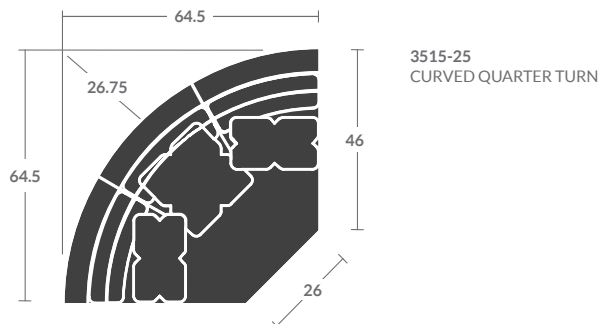
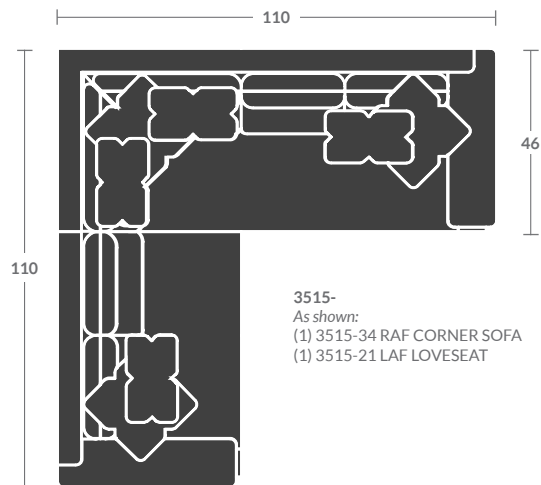
Overall h39.5 d46 w64  
Inside d24.5 w52 ah27 sh21  
(1) 12x22 kidney Pillow  
(1) 21" dog ear throw pillow

Edge stitching/Loose back cushions/Pillows as specified/  
3/4" French Natural nails head to head/Scott tapered leg

Options Shown: 5/8" nails head to head/Contrasting fabric on  
standard pillows

PLEASE PROVIDE DIAGRAM WITH YOUR ORDER.

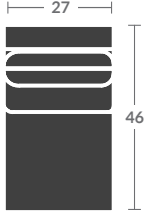
Quarter Inch Scale Drawing



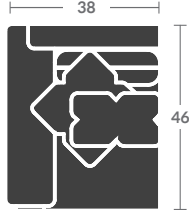
# TAYLOR KING

Please print the document at 100% for an accurate scale results.

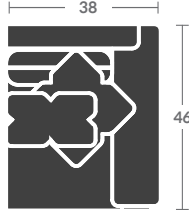
## Quarter Inch Scale Drawing



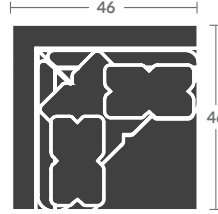
3515-10  
ARMLESS CHAIR



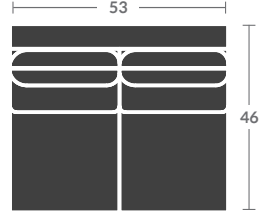
3515-11  
LAF CHAIR



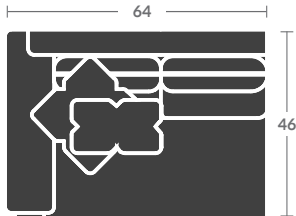
3515-12  
RAF CHAIR



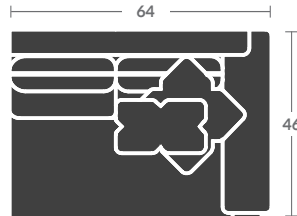
3515-15  
CORNER CHAIR



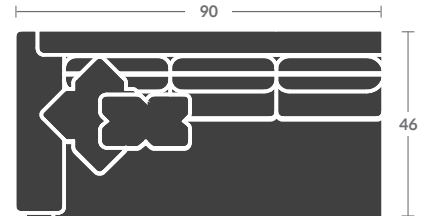
3515-20  
ARMLESS LOVESEAT



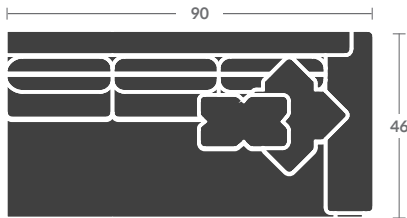
3515-21  
LAF LOVE SEAT



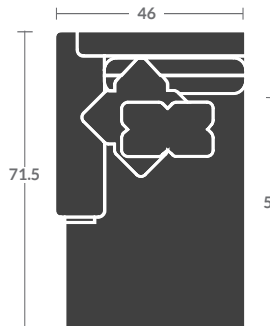
3515-22  
RAF LOVE SEAT



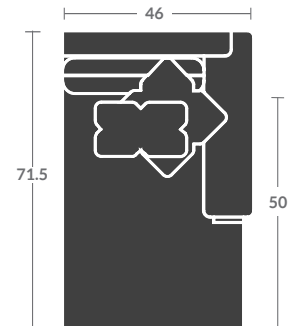
3515-31  
LAF SOFA



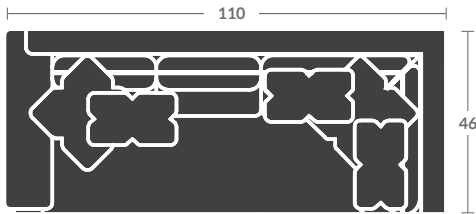
3515-32  
RAF SOFA



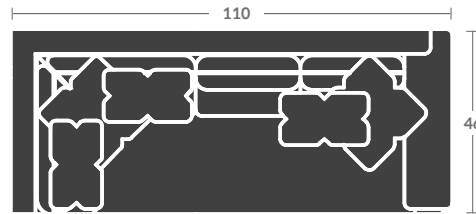
3515-41  
LAF CHAISE



3515-42  
RAF CHAISE



3515-33  
LAF CORNER SOFA



3515-34  
RAF CORNER SOFA