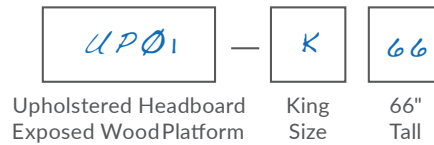


# BEDS & HEADBOARDS


JUST FOLLOW THE SIMPLE STEPS TO FILL IN THE APPROPRIATE BOXES.



EXAMPLE:




## STEP 1 CHOOSE YOUR STYLE (PLATFORM BED. NO BOXSPRING NEEDED.)




**UP01**

Upholstered Headboard  
Exposed Wood Platform  
L Available in Leather



**UP02**

Upholstered Headboard  
Slipcovered Platform




**UP03**

Upholstered Headboard Only  
L Available in Leather




**SC01**

Slipcovered Headboard  
Exposed Wood Platform



**SC02**

Slipcovered Headboard  
Slipcovered Platform

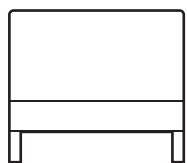


**SC03**


Slipcovered Headboard Only

---


## STEP 2 SELECT SIZE




TWIN  
46" WIDE



FULL  
61" WIDE






QUEEN  
67" WIDE



KING  
83" WIDE

---

## STEP 3 SELECT HEADBOARD HEIGHT




---


## STEP 4 SELECT A FINISH (UPCHARGES WILL APPLY FOR A PREMIUM FINISH)

---

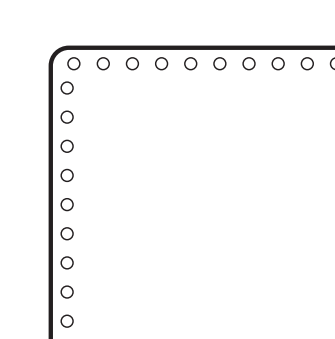
## STEP 5 NAIL TRIM OPTIONS 1/2" NAILS ONLY (STANDARD NAIL CHARGES)



NO NAILS



HEAD TO HEAD



SPACED 2" APART