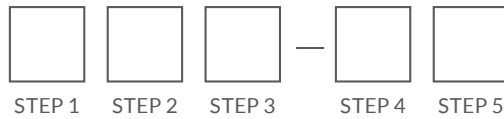


TAYLOR MADE BEDS & HEADBOARDS

BY TAYLOR KING

IT'S EASY TO ORDER YOUR CUSTOM BED OR HEADBOARD.
JUST FOLLOW THE SIMPLE STEPS TO FILL IN THE APPROPRIATE BOXES.




EXAMPLE:




TAYLOR MADE Bed, 01 Style, Plain Panel, King Size, 63" Tall

STEP 1 SELECT BED OR HEADBOARD




TB

BED



TF


BED



TH


HEADBOARD

STEP 2 SELECT STYLE ALL STYLES AVAILABLE IN LEATHER




01

SQUARE CORNER




02

SQUARE CORNER
BORDERLESS




03

CLIPPED CORNER




08

WINGED
8" Wider than standard
Please see Step 4




09

SQUARE-CUT CORNER




10

SCALLOPED



15

ARCHED




16

ARCHED CLIPPED CORNER

TAYLOR MADE BEDS & HEADBOARDS

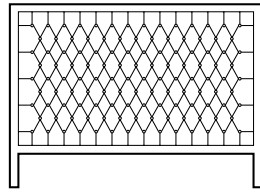
BY TAYLOR KING

STEP 3 SELECT PANEL TREATMENT



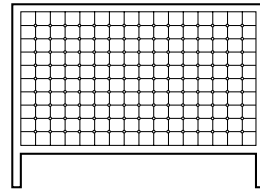
PL

PLAIN



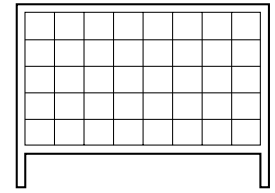
DT

DIAMOND TUFT
WITH BUTTONS



ST

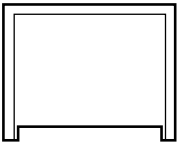
SQUARE TUFT
WITH BUTTONS



BT


BISCUIT TUFT
WITHOUT BUTTONS

STEP 4 SELECT SIZE




T

TWIN
46" WIDE




F

FULL
61" WIDE




Q

QUEEN
67" WIDE



K

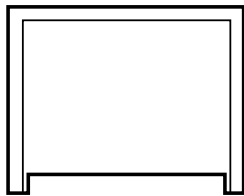
KING
83" WIDE




CK

CALIFORNIA KING
79" WIDE


STEP 5 SELECT HEADBOARD HEIGHT



56"




63"




70"

STEP 6 SELECT A FINISH (UPCHARGES WILL APPLY FOR A PREMIUM FINISH)


STEP 7 NAIL TRIM OPTIONS 1/2" NAILS ONLY (STANDARD NAIL CHARGES)




NO NAILS



OUTSIDE BORDER



INSIDE BORDER



DOUBLE BORDER