

COZY CREATIONS BY TAYLOR KING

STEP 1 CHOOSE YOUR OVERALL DEPTH

K OVERALL DEPTH 38"

STANDARD DIMENSIONS

Overall height-38.5" / Overall depth-38"

Inside depth-22" / Arm height-26"

Seat height-21" / Ottoman-h20" d22.5" w30.5"

NOTE: *ENGLISH ARM OPTION IS 1" LESS OVERALL WIDTH PER ARM

NOTE: * TRACK ARM OPTION IS 2.5" LESS OVERALL WIDTH PER ARM

STANDARD FEATURES:

19" WELTLESS THROW PILLOWS

T-CUSHION ON CHAIR REGARDLESS OF ARM STYLE

KB OVERALL DEPTH 36"

STANDARD DIMENSIONS

Overall height-38.5" / Overall depth-36"

Inside depth-20" / Arm height-26"

Seat height-21" / Ottoman-h20" d22.5" w30.5"

NOTE: *ENGLISH ARM OPTION IS 1" LESS OVERALL WIDTH PER ARM

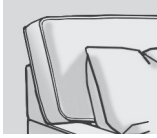
NOTE: * TRACK ARM OPTION IS 2.5" LESS OVERALL WIDTH PER ARM

ARM SIZES (FOR CALCULATING INSIDE WIDTH):

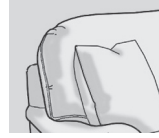
-4 Panel Arm, -5 Pleated Arm, -6 Sock Arm - 8" per arm

-3 Track Arm - 5" per arm, -2 English Arm - 7" per arm

STEP 2 CHOOSE YOUR BACK STYLE



1 BOX BORDER / LOOSE STANDARD
*SEMI-ATTACHED BACK AVAILABLE AT NO ADDITIONAL CHARGE



2 KNIFE EDGE / LOOSE STANDARD
*SEMI-ATTACHED BACK AVAILABLE AT NO ADDITIONAL CHARGE

STEP 3 CHOOSE YOUR SEATING ARRANGEMENT

Illustrations not to scale. *Measurements below based on 38" overall depth.



KM
OTTOMAN
H20 D22.5 W30.5
ADD SINGLE DIGIT
SUFFIX FOR BASE OPTION



10
ARMLESS
CHAIR W22.75"




11
LAF CHAIR
W31.5"



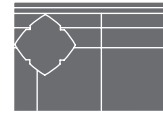
12
RAF CHAIR
W31.5"



15
CORNER UNIT
38"X38"



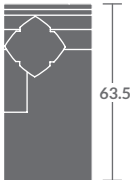
20
ARMLESS
LOVE SEAT W45.5"



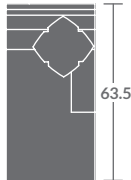
21
LAF LOVE SEAT
W54"



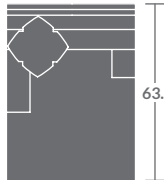
22
RAF LOVE SEAT
W54"



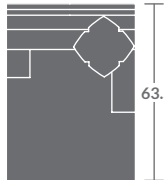
41
LAF CHAISE
W31.5"



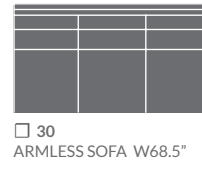
42
RAF CHAISE
W31.5"



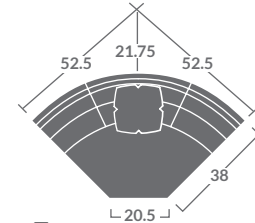
43
LAF / SHORT RAF
CHAISE W42"



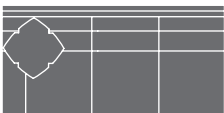
44
RAF / SHORT LAF
CHAISE W42"



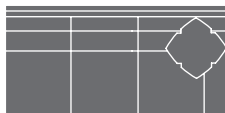
30
ARMLESS SOFA W68.5"



25
QUARTER TURN



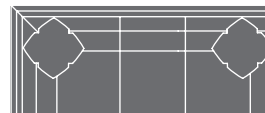
31
LAF SOFA W78"



32
RAF SOFA W78"



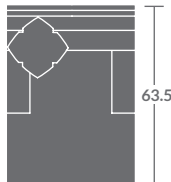
33
LAF CORNER SOFA W92"



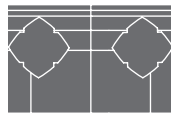
34
RAF CORNER SOFA W92"



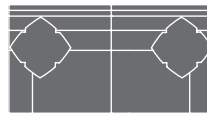
38
CHAIR W/
T-CUSHION W38"



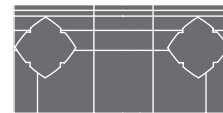
46
DOUBLE ARM CHAISE W42"



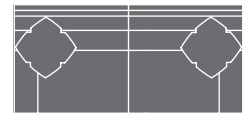
59
LOVE SEAT W/ (2)
CUSHIONS W59"



72
MINI-SOFA W/ (2)
CUSHIONS W72"




76
MINI-SOFA W/ (3)
CUSHIONS W76"



80
SOFA W/ (2) CUSHIONS W80"



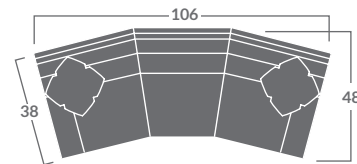
84
SOFA W/ (3) CUSHIONS W84"



92
SOFA W/ (3) CUSHIONS W92"



96
SOFA W/ (4) CUSHIONS W96"



106
CONVERSATION SOFA W106"

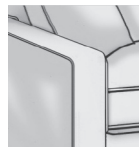
STEP 4 CHOOSE YOUR ARM STYLE



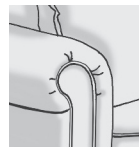
-0
ARMLESS



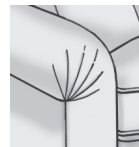
-2
ENGLISH ARM
1" LESS OVERALL WIDTH
PER ARM / NO NAILS



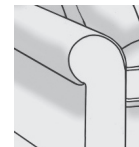
-3
TRACK ARM
2.5" LESS OVERALL
WIDTH PER ARM



-4
PANEL ARM




-5
PLEATED ARM
NO NAILS

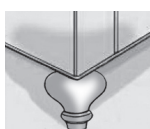


-6
SOCK ARM
NO NAILS

STEP 5 CHOOSE YOUR BASE STYLE



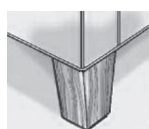
-0
10.5" DRESS MAKER SKIRT
NOTE: DECORATIVE BULLION
NOT AVAILABLE ON SKIRT



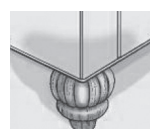
-6
5" HEATH TURNED LEG



-7
7" SKIRT
NOTE: DECORATIVE BULLION
NOT AVAILABLE ON SKIRT



-8
5" TAPERED LEG



-9
5" MADISON TURNED LEG

TAYLOR KING

WWW.TAYLORKING.COM