

TAYLOR MADE BENCHES & OTTOMANS

BY TAYLOR KING

IT'S EASY TO ORDER YOUR CUSTOM BENCH OR OTTOMAN.
JUST FOLLOW THE SIMPLE STEPS TO FILL IN THE APPROPRIATE BOXES.




EXAMPLE:




36" ROUND OTTOMAN W/ CASTER LEG, DIAMOND TUFT W/ BUTTONS, SINGLE ROW NAILS

STEP 1 CHOOSE YOUR SHAPE & SIZE




ROUND

- 3600 36" DIA.
- 4000 40" DIA.
- 4400 44" DIA.



SQUARE

- 2222 22" X 22"
- 3232 32" X 32"
- 4242 42" X 42"

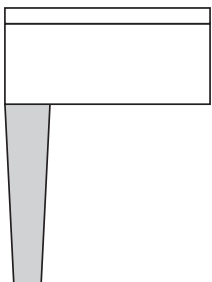


RECTANGULAR

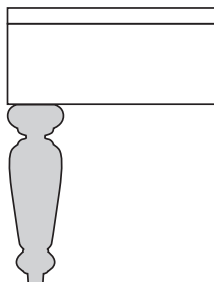
- 2245 22" X 45"
- 2260 22" X 60"
- 2275 22" X 75"
- 3250 32" X 50"
- 3258 32" X 58"

STEP 2 CHOOSE YOUR BASE

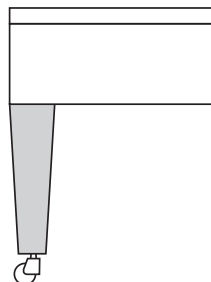
1/2" Wood molding available on all bases except Skirted and Upholstered.
1/2" Wood molding available on Square and Rectangular shapes only.




TLX
TAPERED




RLX
ROUND



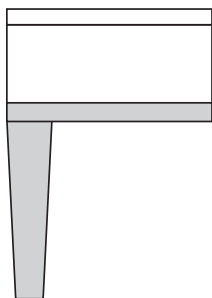
CLX
CASTER



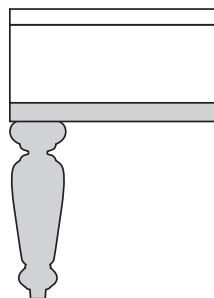
SKX
SKIRTED
Not available
in leather.



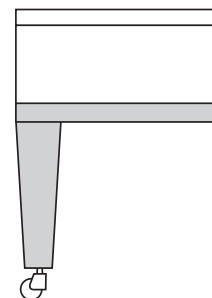
UBX
UPHOLSTERED
BASE



TLM
TAPERED W/ MOLDING



RLM
ROUND W/ MOLDING




CLM
CASTER W/ MOLDING

TAYLOR MADE BENCHES & OTTOMANS

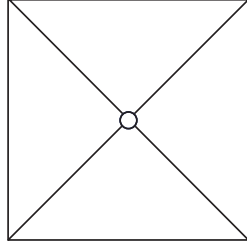
BY TAYLOR KING

STEP 3 CHOOSE YOUR TOP TREATMENT



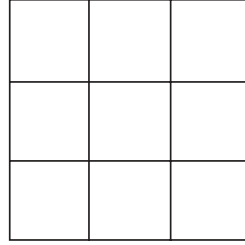
PL

PLAIN



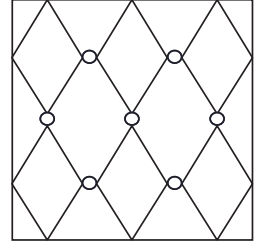
MT

MITERED
WITH BUTTON



BT

BISCUIT TUFT
WITHOUT BUTTON




DT

DIAMOND TUFT
WITH BUTTONS

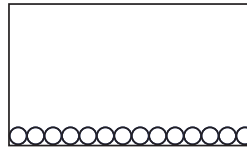
STEP 4 CHOOSE YOUR NAIL TREATMENT

Standard nail charges.



N

NO NAIL



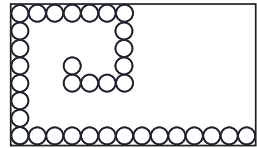
S

SINGLE ROW



D

DOUBLE ROW



G

GREEK KEY CORNER