

Please print the document at 100% for an accurate scale results.

TAYLOR MADE: STANDARD

Design your own seating arrangement with Taylor Made by Taylor King. Arrange it to suit your specific needs, and select your favorite back cushion, arm and base styles. In just five easy steps, you have a custom sectional, sofa, loveseat or chair that's uniquely your own.

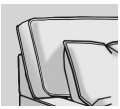
STEP 1 STANDARD DEPTH:

- STANDARD - OVERALL DEPTH: 39.5"
OVERALL HEIGHT: 38"

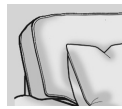
SOFA, LOVESEAT AND CHAIRS / SECTIONAL PIECES:

Overall height-38" / Overall depth-39.5"
Inside depth-22" / Arm height-24.5" / Seat height-21.5"
19" Throw Pillows. No pillows standard on leather.
Skirted items not available in leather.
1/2" nails are standard on leather.

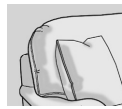
STEP 2 CHOOSE YOUR BACK: LOOSE STANDARD / SEMI-ATTACHED OPTIONAL



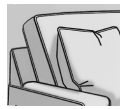
44 SQUARE BOX BORDER BACK



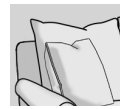
45 ROUND BOX BORDER BACK



46 KNIFE EDGE BORDER BACK



47 BOX BORDER BACK / NO "T" SHAPE



48 BED PILLOW BACK (LOOSE ONLY)

STEP 3 CHOOSE YOUR SEATING: YOUR CHOICE OF OTTOMAN, CHAIR, LOVESEAT AND SOFA

Quarter Inch Scale Drawing



4500-0 CORRELATING OTTOMAN FOR -38 H20" D23" W31"



4501-0 BUMPER OTTOMAN H21.5" D23" W31"



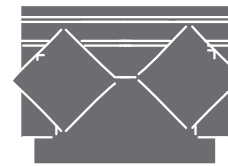
4502-0 SQUARE BUMPER OTTOMAN H21.5" D29" W29"



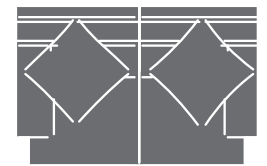
4590-0 CORRELATING OTTOMAN FOR -52 H20" D27" W47"



-38 CHAIR W38"



-52 CHAIR & A HALF W52"



-60 TWO CUSHION LOVESEAT W60"



-64 TWO CUSHION LOVESEAT W64"



-68 TWO CUSHION LOVESEAT W68"



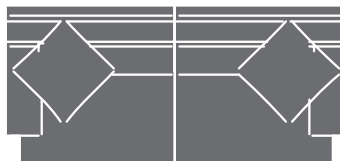
-72 TWO CUSHION MINI SOFA W72"



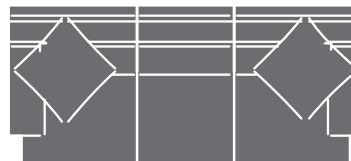
-76 TWO CUSHION MINI SOFA W76"



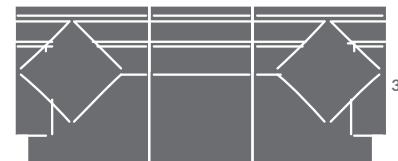
-80 TWO CUSHION SOFA W80"



-84 TWO CUSHION SOFA W84"



-88 THREE CUSHION SOFA W88"



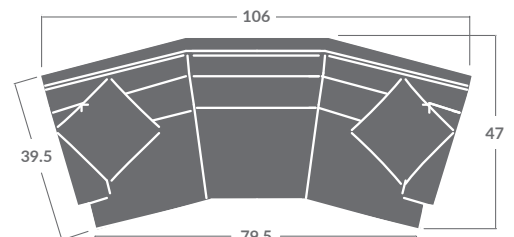
-92 THREE CUSHION SOFA W92"



-96 THREE CUSHION SOFA W96"



-112 FOUR CUSHION SOFA W112"



-106 CONVERSATION SOFA W106"

STEP 3 CHOOSE YOUR SEATING: YOUR CHOICE OF SECTIONAL PIECES

Quarter Inch Scale Drawing



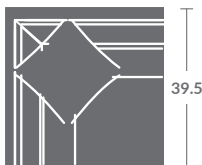
-10
ARMLESS CHAIR
W24"



-11
LEFT ARM CHAIR
W33"



-12
RIGHT ARM CHAIR
W33"




-15
CORNER CHAIR
W39.5"



-45
LEFT ARM
CHAISE
W40" D63"



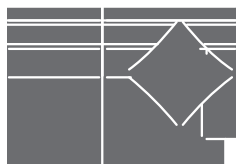
-46
RIGHT ARM
CHAISE
W40" D63"




-20
ARMLESS LOVESEAT
W48"



-21
LEFT ARM LOVESEAT
W57"



-22
RIGHT ARM LOVESEAT
W57"




-30
ARMLESS SOFA
W72"



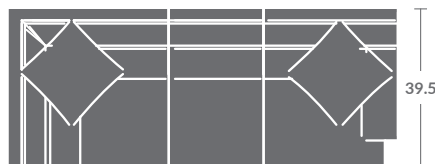
-31
LEFT ARM SOFA
W81.5"



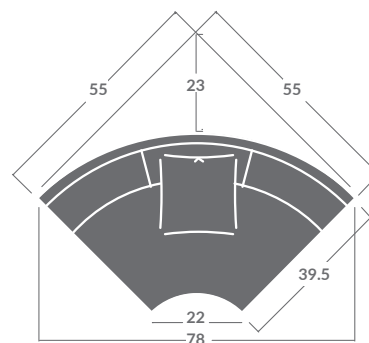
-32
RIGHT ARM SOFA
W81.5"



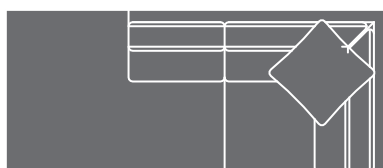
-33
LEFT ARM CORNER SOFA
W95.5"



-34
RIGHT ARM CORNER SOFA
W95.5"



-25
QUARTER TURN



-49
LEFT OPEN END ARMLESS CORNER SOFA
W93"



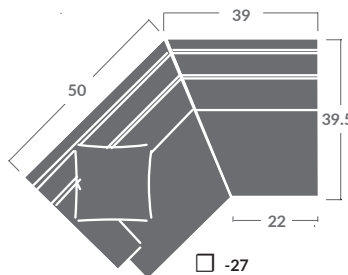
-50
RIGHT OPEN END ARMLESS
CORNER SOFA
W93"



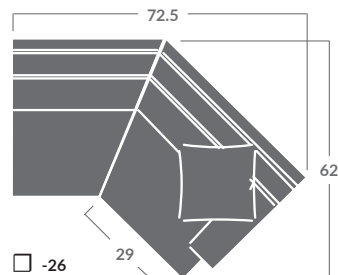
-61
LEFT OPEN END
ARMLESS LOVESEAT
W53.5"



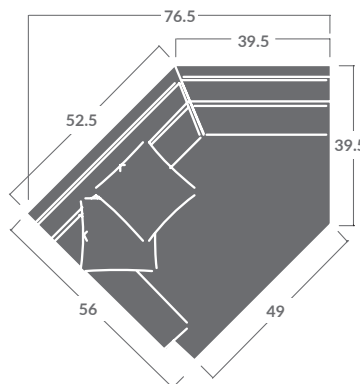
-62
RIGHT OPEN END
ARMLESS LOVESEAT
W53.5"



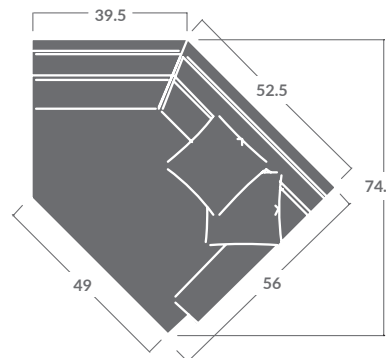
-27
LEFT ARM
ANGLE LOVESEAT



-26
RIGHT ARM
ANGLE LOVESEAT



-47
LEFT ARM
CUDDLE CHAISE



-48
RIGHT ARM
CUDDLE CHAISE

STEP 4 CHOOSE YOUR ARM:



-3
TRACK ARM W/
T-CUSHION
2 1/2" LESS
PER ARM



-1
TRACK ARM W/
SQ. CUSHION
2 1/2" LESS
PER ARM



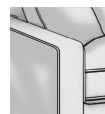
-12
WIDE TRACK
ARM W/
T-CUSHION



-11
WIDE TRACK
ARM W/ SQ.
CUSHION



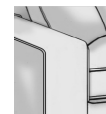
-20
HALF SOCK
TRACK ARM
W/T-CUSHION
2 1/2" LESS
PER ARM



-21
HALF SOCK
TRACK ARM
W/ SQ. CUSHION
2 1/2" LESS
PER ARM



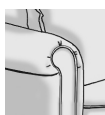
-22
WIDE HALF
SOCK TRACK
ARM W/
T-CUSHION



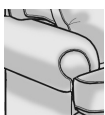
-23
WIDE HALF
SOCK TRACK
ARM W/
SQ. CUSHION



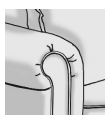
-13
PANEL ARM W/
T-CUSHION
2 1/2" LESS
PER ARM



-14
PANEL ARM W/
SQ. CUSHION
2 1/2" LESS
PER ARM



-4
WIDE PANEL
ARM W/
T-CUSHION



-2
WIDE PANEL
ARM W/
SQ. CUSHION



-15
PLEATED ARM
W/ T-CUSHION
NO NAILS
AVAILABLE
THIS ARM
2 1/2" LESS
PER ARM



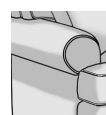
-16
PLEATED ARM
W/ SQ. CUSHION
NO NAILS
AVAILABLE
THIS ARM
2 1/2" LESS
PER ARM



-5
WIDE PLEATED
ARM W/
T-CUSHION
NO NAILS
AVAILABLE
THIS ARM



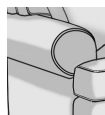
-8
WIDE PLEATED
ARM W/ SQ.
CUSHION
NO NAILS
AVAILABLE
THIS ARM



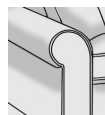
-17
ROLL ARM
W/ T-CUSHION
NO NAILS
AVAILABLE
THIS ARM
2 1/2" LESS
PER ARM



-18
ROLL ARM
W/ SQ. CUSHION
NO NAILS
AVAILABLE
THIS ARM
2 1/2" LESS
PER ARM



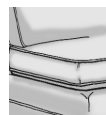
-6
WIDE ROLL
ARM W/
T-CUSHION
NO NAILS
AVAILABLE
THIS ARM



-9
WIDE ROLL
ARM W/ SQ.
CUSHION
NO NAILS
AVAILABLE
THIS ARM



-19
ENGLISH ARM
W/ T-CUSHION
2 1/2" LESS
PER ARM

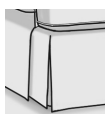


-0
ARMLESS

STEP 5 CHOOSE YOUR BASE STYLE:



-9
9" SKIRT



-0
WATERFALL
SKIRT



-6
UPHOLSTERED
TO THE FLOOR
BORDERLESS



-7
UPHOLSTERED
TO THE FLOOR
W/ BORDER



-1
ABILENE
FOOT



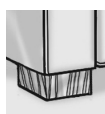
-3
MONTANA
FOOT




-8
CALIFORNIA
FOOT



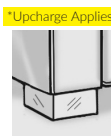
-2
DAKOTA
FOOT



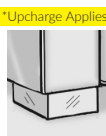
-5
VERMONT
5 1/2" FOOT



-4
NEVADA
7" FOOT



-10C
CARBON METAL
 -10A
AGED BRASS
METAL
 -10N
NICKEL METAL
MAINE
5 1/2" FOOT



-11C
CARBON METAL
 -11A
AGED BRASS
METAL
 -11N
NICKEL METAL
OREGON
7" FOOT

STEP 6 CHOOSE YOUR CUSHION DETAILS:

All styles standard with welt on seat and back cushions.

WELTLESS SEAT AND BACK CUSHIONS. NO UPCHARGE.

EDGE STITCH SEAT AND BACK CUSHIONS. **UPCHARGE APPLIES.**

BASEBALL STITCH SEAT AND BACK CUSHIONS. **UPCHARGE APPLIES.**

Please print the document at 100% for an accurate scale results.

TAYLOR MADE: PLUSH

Design your own seating arrangement with Taylor Made by Taylor King. Arrange it to suit your specific needs, and select your favorite back cushion, arm and base styles. In just five easy steps, you have a custom sectional, sofa, loveseat or chair that's uniquely your own.

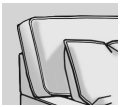
STEP 1 PLUSH DEPTH:

- PLUSH - OVERALL DEPTH: 41.5"**
OVERALL HEIGHT: 38"

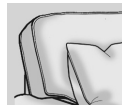
SOFA, LOVESEAT AND CHAIRS / SECTIONAL PIECES:

Overall height-38" / Overall depth-41.5"
Inside depth-24" / Arm height-24.5" / Seat height-21.5"
19" Throw Pillows - Arms & Corners
21" Throw Pillows - Arms Only
No pillows standard on leather.
Skirted items not available in leather.
1/2" nails are standard on leather.

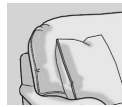
STEP 2 CHOOSE YOUR BACK: LOOSE STANDARD / SEMI-ATTACHED OPTIONAL




44 SQUARE BOX BORDER BACK



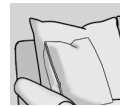
45 ROUND BOX BORDER BACK



46 KNIFE EDGE BORDER BACK



47 BOX BORDER BACK /NO "T" SHAPE



48 BED PILLOW BACK (LOOSE ONLY)

STEP 3 CHOOSE YOUR SEATING: YOUR CHOICE OF OTTOMAN, CHAIR, LOVESEAT AND SOFA

Quarter Inch Scale Drawing



4500-0 CORRELATING OTTOMAN FOR -38 H20" D23" W31"



4501-0 BUMPER OTTOMAN H21.5" D23" W31"



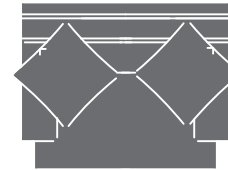
4502-0 SQUARE BUMPER OTTOMAN H21.5" D29" W29"



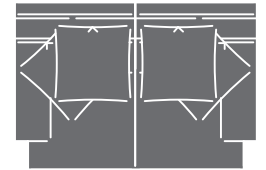
4590-0 CORRELATING OTTOMAN FOR -52 H20" D27" W47"



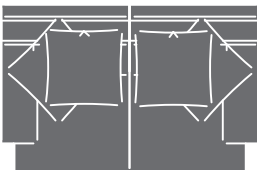
-38 CHAIR W38"



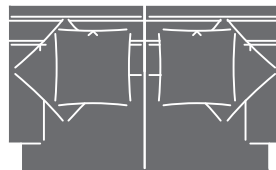
-52 CHAIR & A HALF W52"



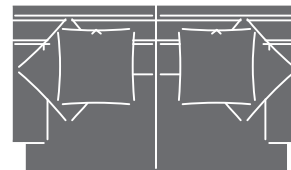
-60 TWO CUSHION LOVESEAT W60"



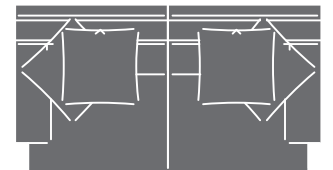
-64 TWO CUSHION LOVESEAT W64"



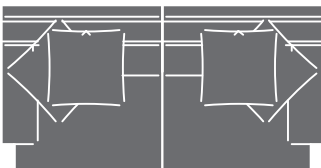
-68 TWO CUSHION LOVESEAT W68"



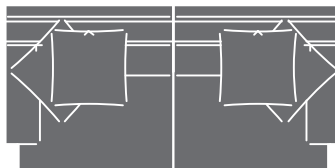
-72 TWO CUSHION MINI SOFA W72"



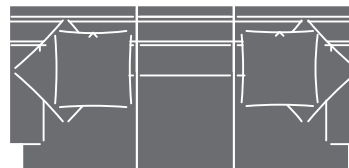
-76 TWO CUSHION MINI SOFA W76"



-80 TWO CUSHION SOFA W80"



-84 TWO CUSHION SOFA W84"



-88 THREE CUSHION SOFA W88"



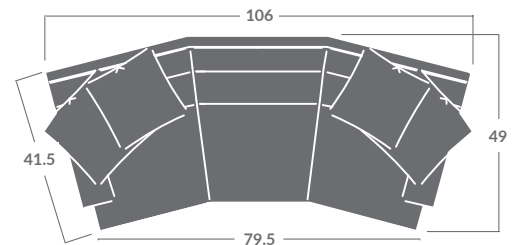
-92 THREE CUSHION SOFA W92"



-96 THREE CUSHION SOFA W96"



-112 FOUR CUSHION SOFA W112"



-106 CONVERSATION SOFA W106"

STEP 3 CHOOSE YOUR SEATING: YOUR CHOICE OF SECTIONAL PIECES

Quarter Inch Scale Drawing



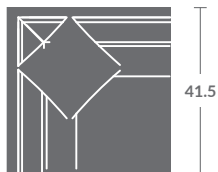
-10
ARMLESS CHAIR
W24"



-11
LEFT ARM CHAIR
W33"



-12
RIGHT ARM CHAIR
W33"



-15
CORNER CHAIR
W41.5"



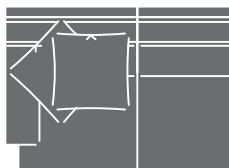
-45
LEFT ARM
CHAISE
W40" D65"



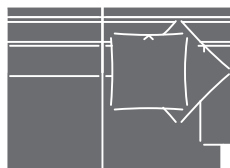
-46
RIGHT ARM
CHAISE
W40" D65"




-20
ARMLESS LOVESEAT
W48"



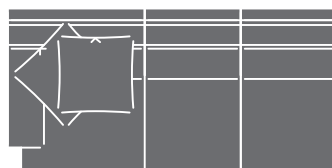
-21
LEFT ARM LOVESEAT
W57"



-22
RIGHT ARM LOVESEAT
W57"



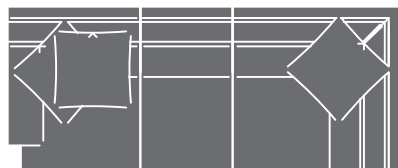
-30
ARMLESS SOFA
W72"



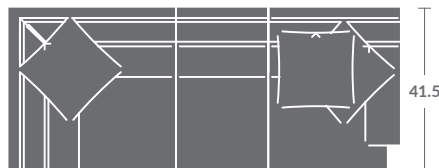
-31
LEFT ARM SOFA
W81"



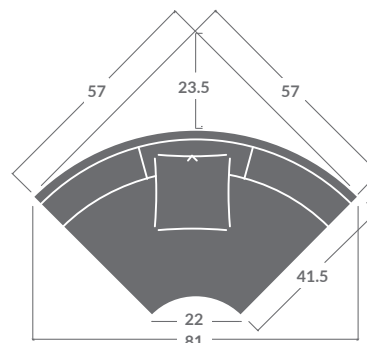
-32
RIGHT ARM SOFA
W81"



-33
LEFT ARM CORNER SOFA
W97.5"



-34
RIGHT ARM CORNER SOFA
W97.5"



-25
QUARTER TURN



-49
LEFT OPEN END ARMLESS CORNER SOFA
W95"



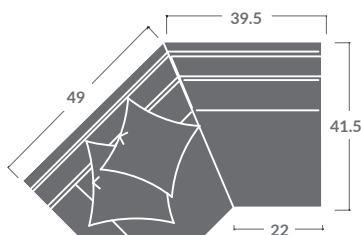
-50
RIGHT OPEN END ARMLESS CORNER SOFA
W95"



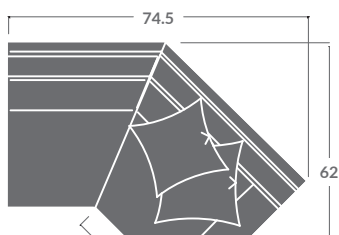
-61
LEFT OPEN END
ARMLESS LOVESEAT
W53.5"



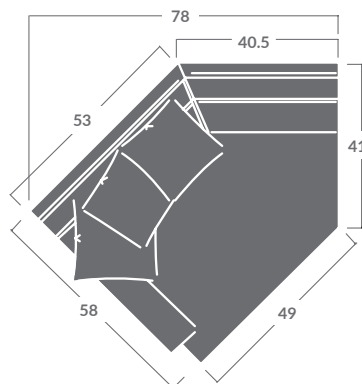
-62
RIGHT OPEN END
ARMLESS LOVESEAT
W53.5"



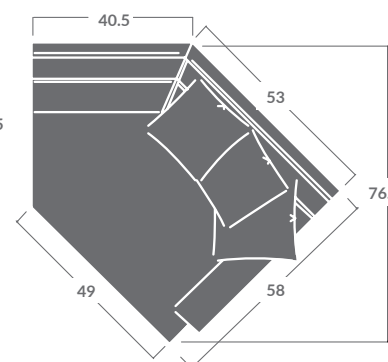
-27
LEFT ARM
ANGLE LOVESEAT



-26
RIGHT ARM
ANGLE LOVESEAT



-47
LEFT ARM
CUDDLE CHAISE

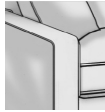


-48
RIGHT ARM
CUDDLE CHAISE

STEP 4 CHOOSE YOUR ARM:



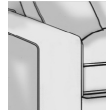
-3
TRACK ARM W/
T-CUSHION
2 1/2" LESS
PER ARM



-1
TRACK ARM W/
SQ. CUSHION
2 1/2" LESS
PER ARM



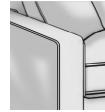
-12
WIDE TRACK
ARM W/
T-CUSHION



-11
WIDE TRACK
ARM W/ SQ.
CUSHION



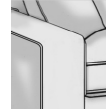
-20
HALF SOCK
TRACK ARM
W/T-CUSHION
2 1/2" LESS
PER ARM



-21
HALF SOCK
TRACK ARM
W/ SQ. CUSHION
2 1/2" LESS
PER ARM



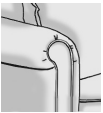
-22
WIDE HALF
SOCK TRACK
ARM W/
T-CUSHION



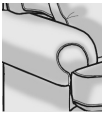
-23
WIDE HALF
SOCK TRACK
ARM W/
SQ. CUSHION



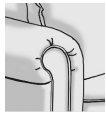
-13
PANEL ARM W/
T-CUSHION
2 1/2" LESS
PER ARM



-14
PANEL ARM W/
SQ. CUSHION
2 1/2" LESS
PER ARM



-4
WIDE PANEL
ARM W/
T-CUSHION



-2
WIDE PANEL
ARM W/
SQ. CUSHION



-15
PLEATED ARM
W/ T-CUSHION
NO NAILS
AVAILABLE
THIS ARM
2 1/2" LESS
PER ARM



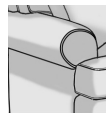
-16
PLEATED ARM
W/ SQ. CUSHION
NO NAILS
AVAILABLE
THIS ARM
2 1/2" LESS
PER ARM



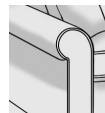
-5
WIDE PLEATED
ARM W/
T-CUSHION
NO NAILS
AVAILABLE
THIS ARM



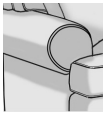
-8
WIDE PLEATED
ARM W/ SQ.
CUSHION
NO NAILS
AVAILABLE
THIS ARM



-17
ROLL ARM
W/ T-CUSHION
NO NAILS
AVAILABLE
THIS ARM
2 1/2" LESS
PER ARM



-18
ROLL ARM
W/ SQ. CUSHION
NO NAILS
AVAILABLE
THIS ARM
2 1/2" LESS
PER ARM



-6
WIDE ROLL
ARM W/
T-CUSHION
NO NAILS
AVAILABLE
THIS ARM



-9
WIDE ROLL
ARM W/ SQ.
CUSHION
NO NAILS
AVAILABLE
THIS ARM



-19
ENGLISH ARM
W/ T-CUSHION
2 1/2" LESS
PER ARM



-0
ARMLESS

STEP 5 CHOOSE YOUR BASE STYLE:



-9
9" SKIRT



-0
WATERFALL
SKIRT



-6
UPHOLSTERED
TO THE FLOOR
BORDERLESS



-7
UPHOLSTERED
TO THE FLOOR
W/ BORDER



-1
ABILENE
FOOT




-3
MONTANA
FOOT



-8
CALIFORNIA
FOOT



-2
DAKOTA
FOOT



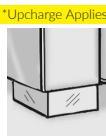
-5
VERMONT
5 1/2" FOOT



-4
NEVADA
7" FOOT



-10C
CARBON METAL
 -10A
AGED BRASS
METAL
 -10N
NICKEL METAL
MAINE
5 1/2" FOOT



-11C
CARBON METAL
 -11A
AGED BRASS
METAL
 -11N
NICKEL METAL
OREGON
7" FOOT

STEP 6 CHOOSE YOUR CUSHION DETAILS:

All styles standard with welt on seat and back cushions.

WELTLESS SEAT AND BACK CUSHIONS. NO UPCHARGE.

EDGE STITCH SEAT AND BACK CUSHIONS. **UPCHARGE APPLIES.**

BASEBALL STITCH SEAT AND BACK CUSHIONS. **UPCHARGE APPLIES.**

Please print the document at 100% for an accurate scale results.

TAYLOR MADE: TALL

Design your own seating arrangement with Taylor Made by Taylor King. Arrange it to suit your specific needs, and select your favorite back cushion, arm and base styles. In just five easy steps, you have a custom sectional, sofa, loveseat or chair that's uniquely your own.

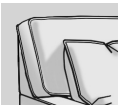
STEP 1 TALL BACK:

SOFA, LOVESEAT AND CHAIRS / SECTIONAL PIECES:

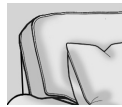
Overall height-40.5" / Overall depth-42.5"
 Inside depth-24" / Arm height-24.5" / Seat height-21.5"
 19" Throw Pillows - Arms & Corners
 21" Throw Pillows - Arms Only
 No pillows standard on leather.
 Skirted items not available in leather.
 1/2" nails are standard on leather.

TALL - OVERALL DEPTH: 42.5"
 OVERALL BACK HEIGHT: 40.5"

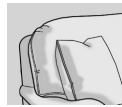
STEP 2 CHOOSE YOUR BACK: LOOSE STANDARD / SEMI-ATTACHED OPTIONAL




24 SQUARE BOX BORDER BACK



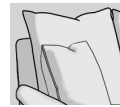
25 ROUND BOX BORDER BACK



26 KNIFE EDGE BORDER BACK



27 BOX BORDER BACK / NO "T" SHAPE



28 BED PILLOW BACK (LOOSE ONLY)

STEP 3 CHOOSE YOUR SEATING: YOUR CHOICE OF OTTOMAN, CHAIR, LOVESEAT AND SOFA

Quarter Inch Scale Drawing



4500-0 CORRELATING OTTOMAN FOR -38 H20" D23" W31"



4501-0 BUMPER OTTOMAN H21.5" D23" W31"



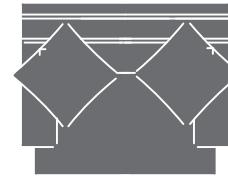
4502-0 SQUARE BUMPER OTTOMAN H21.5" D29" W29"



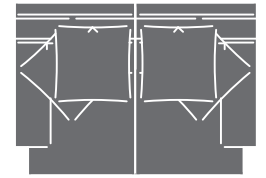
4590-0 CORRELATING OTTOMAN FOR -52 H20" D27" W47"



-38 CHAIR W38"

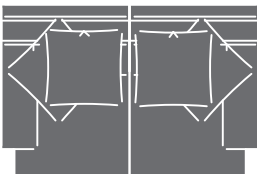


-52 CHAIR & A HALF W52"

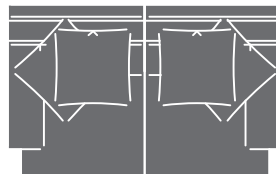


-60 TWO CUSHION LOVESEAT W60"

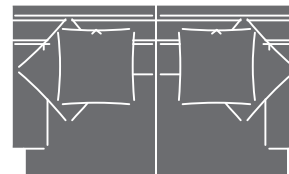
42.5



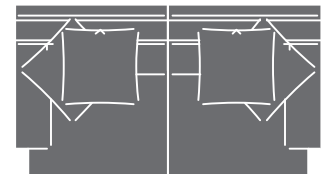
-64 TWO CUSHION LOVESEAT W64"



-68 TWO CUSHION LOVESEAT W68"

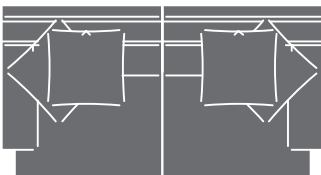


-72 TWO CUSHION MINI SOFA W72"

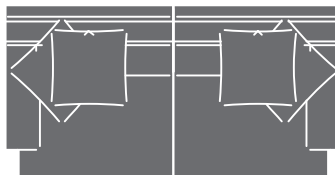


-76 TWO CUSHION MINI SOFA W76"

42.5



-80 TWO CUSHION SOFA W80"



-84 TWO CUSHION SOFA W84"



-88 THREE CUSHION SOFA W88"



-92 THREE CUSHION SOFA W92"

42.5

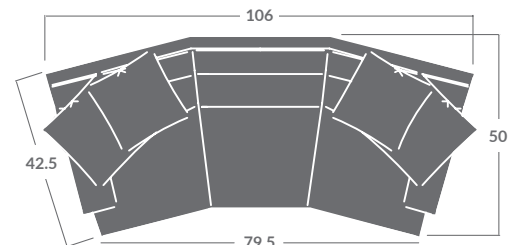


-96 THREE CUSHION SOFA W96"



-112 FOUR CUSHION SOFA W112"

42.5



-106 CONVERSATION SOFA W106"

50

STEP 3 CHOOSE YOUR SEATING: YOUR CHOICE OF SECTIONAL PIECES

Quarter Inch Scale Drawing



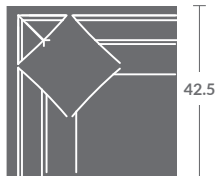
-10
ARMLESS CHAIR
W24"



-11
LEFT ARM CHAIR
W33"



-12
RIGHT ARM CHAIR
W33"



-15
CORNER CHAIR
W42.5"



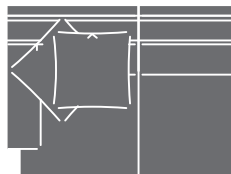
-45
LEFT ARM
CHAISE
W40" D66"



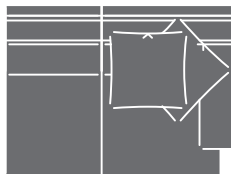
-46
RIGHT ARM
CHAISE
W40" D66"



-20
ARMLESS LOVESEAT
W48"



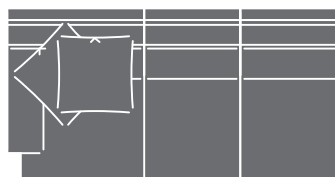
-21
LEFT ARM LOVESEAT
W57"



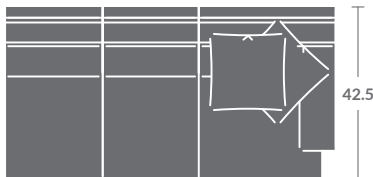
-22
RIGHT ARM LOVESEAT
W57"



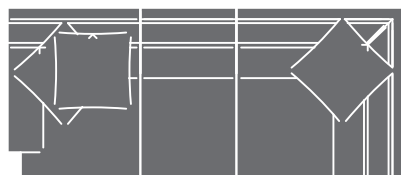
-30
ARMLESS SOFA
W72"



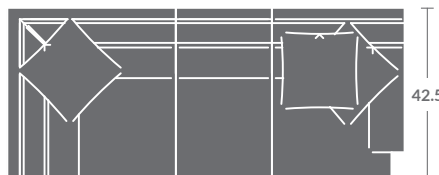
-31
LEFT ARM SOFA
W81.5"



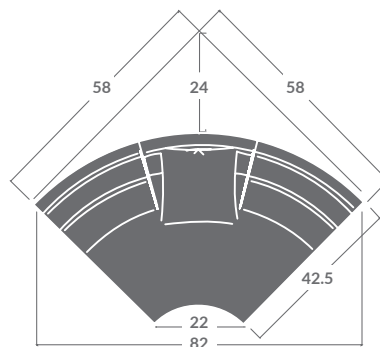
-32
RIGHT ARM SOFA
W81.5"



-33
LEFT ARM CORNER SOFA
W98.5"



-34
RIGHT ARM CORNER SOFA
W98.5"



-25
QUARTER TURN



-49
LEFT OPEN END ARMLESS CORNER SOFA
W96"



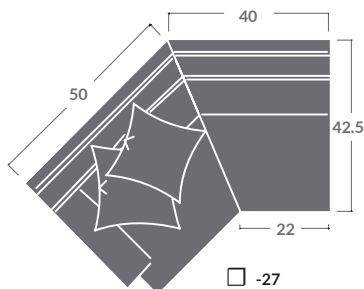
-50
RIGHT OPEN END ARMLESS CORNER SOFA
W96"



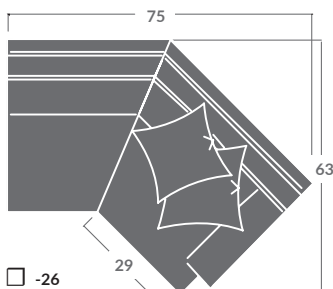
-61
LEFT OPEN END
ARMLESS LOVESEAT
W53.5"



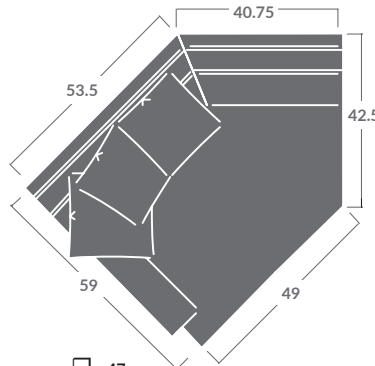
-62
RIGHT OPEN END
ARMLESS LOVESEAT
W53.5"



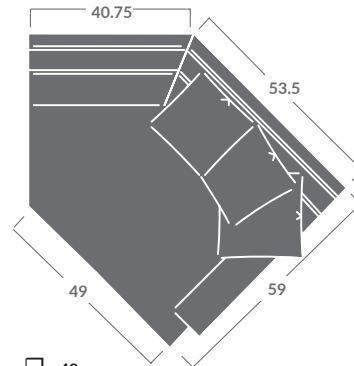
-27
LEFT ARM
ANGLE LOVESEAT



-26
RIGHT ARM
ANGLE LOVESEAT



-47
LEFT ARM
CUDDLE CHAISE

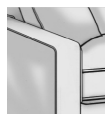


-48
RIGHT ARM
CUDDLE CHAISE

STEP 4 CHOOSE YOUR ARM:



-3
TRACK ARM W/
T-CUSHION
2 1/2" LESS
PER ARM



-1
TRACK ARM W/
SQ. CUSHION
2 1/2" LESS
PER ARM



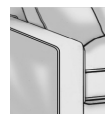
-12
WIDE TRACK
ARM W/
T-CUSHION



-11
WIDE TRACK
ARM W/ SQ.
CUSHION



-20
HALF SOCK
TRACK ARM
W/T-CUSHION
2 1/2" LESS
PER ARM



-21
HALF SOCK
TRACK ARM
W/ SQ. CUSHION
2 1/2" LESS
PER ARM



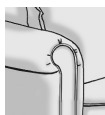
-22
WIDE HALF
SOCK TRACK
ARM W/
T-CUSHION



-23
WIDE HALF
SOCK TRACK
ARM W/
SQ. CUSHION



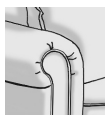
-13
PANEL ARM W/
T-CUSHION
2 1/2" LESS
PER ARM



-14
PANEL ARM W/
SQ. CUSHION
2 1/2" LESS
PER ARM



-4
WIDE PANEL
ARM W/
T-CUSHION



-2
WIDE PANEL
ARM W/
SQ. CUSHION



-15
PLEATED ARM
W/ T-CUSHION
NO NAILS
AVAILABLE
THIS ARM
2 1/2" LESS
PER ARM



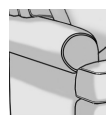
-16
PLEATED ARM
W/ SQ. CUSHION
NO NAILS
AVAILABLE
THIS ARM
2 1/2" LESS
PER ARM



-5
WIDE PLEATED
ARM W/
T-CUSHION
NO NAILS
AVAILABLE
THIS ARM



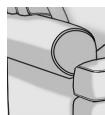
-8
WIDE PLEATED
ARM W/ SQ.
CUSHION
NO NAILS
AVAILABLE
THIS ARM



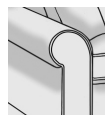
-17
ROLL ARM
W/ T-CUSHION
NO NAILS
AVAILABLE
THIS ARM
2 1/2" LESS
PER ARM



-18
ROLL ARM
W/ SQ. CUSHION
NO NAILS
AVAILABLE
THIS ARM
2 1/2" LESS
PER ARM



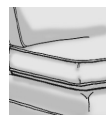
-6
WIDE ROLL
ARM W/
T-CUSHION
NO NAILS
AVAILABLE
THIS ARM



-9
WIDE ROLL
ARM W/ SQ.
CUSHION
NO NAILS
AVAILABLE
THIS ARM



-19
ENGLISH ARM
W/ T-CUSHION
2 1/2" LESS
PER ARM

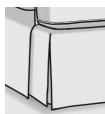


-0
ARMLESS

STEP 5 CHOOSE YOUR BASE STYLE:



-9
9" SKIRT



-0
WATERFALL
SKIRT



-6
UPHOLSTERED
TO THE FLOOR
BORDERLESS



-7
UPHOLSTERED
TO THE FLOOR
W/ BORDER



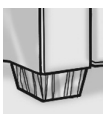
-1
ABILENE
FOOT



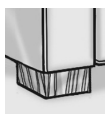
-3
MONTANA
FOOT



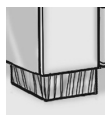
-8
CALIFORNIA
FOOT



-2
DAKOTA
FOOT

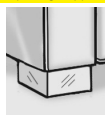


-5
VERMONT
5 1/2" FOOT



-4
NEVADA
7" FOOT

*Upcharge Applies



-10C
CARBON METAL
 -10A
AGED BRASS
METAL
 -10N
NICKEL METAL
MAINE
5 1/2" FOOT

*Upcharge Applies



-11C
CARBON METAL
 -11A
AGED BRASS
METAL
 -11N
NICKEL METAL
OREGON
7" FOOT

STEP 6 CHOOSE YOUR CUSHION DETAILS:

All styles standard with welt on seat and back cushions.

WELTLESS SEAT AND BACK CUSHIONS. NO UPCHARGE.

EDGE STITCH SEAT AND BACK CUSHIONS. UPCHARGE APPLIES.

BASEBALL STITCH SEAT AND BACK CUSHIONS. UPCHARGE APPLIES.

Please print the document at 100% for an accurate scale results.

TAYLOR MADE: URBAN

Design your own seating arrangement with Taylor Made by Taylor King. Arrange it to suit your specific needs, and select your favorite back cushion, arm and base styles. In just five easy steps, you have a custom sectional, sofa, loveseat or chair that's uniquely your own.

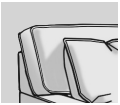
STEP 1 URBAN LOWER HEIGHT:

SOFA, LOVESEAT AND CHAIRS / SECTIONAL PIECES:

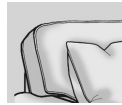
Overall height-33" / Overall depth-41"
 Inside depth-24" / Arm height-23" / Seat height-19"
 19" Throw Pillows. No pillows standard on leather.
 Skirted items not available in leather.
 1/2" nails are standard on leather.

U URBAN - OVERALL DEPTH: 41"
 OVERALL HEIGHT: 33"

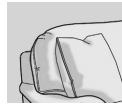
STEP 2 CHOOSE YOUR BACK: LOOSE STANDARD / SEMI-ATTACHED OPTIONAL




54 SQUARE BOX BORDER BACK



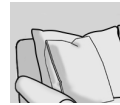
55 ROUND BOX BORDER BACK



56 KNIFE EDGE BORDER BACK



57 BOX BORDER BACK / NO "T" SHAPE



58 BED PILLOW BACK (LOOSE ONLY)

STEP 3 CHOOSE YOUR SEATING: YOUR CHOICE OF OTTOMAN, CHAIR, LOVESEAT AND SOFA

Quarter Inch Scale Drawing

4500-0 CORRELATING OTTOMAN FOR -38 H20" D23" W31"

4501-0 BUMPER OTTOMAN H21.5" D23" W31"

4502-0 SQUARE BUMPER OTTOMAN H21.5" D29" W29"

4590-0 CORRELATING OTTOMAN FOR -52 H20" D27" W47"

-38 CHAIR W38"

-52 CHAIR & A HALF W52"

-60 TWO CUSHION LOVESEAT W60"

-64 TWO CUSHION LOVESEAT W64"

-68 TWO CUSHION LOVESEAT W68"

-72 TWO CUSHION MINI SOFA W72"

-76 TWO CUSHION MINI SOFA W76"

-80 TWO CUSHION SOFA W80"

-84 TWO CUSHION SOFA W84"

-88 THREE CUSHION SOFA W88"

-92 THREE CUSHION SOFA W92"

-96 THREE CUSHION SOFA W96"

-112 FOUR CUSHION SOFA W112"

-106 CONVERSATION SOFA W106"

STEP 3 CHOOSE YOUR SEATING: YOUR CHOICE OF SECTIONAL PIECES

Quarter Inch Scale Drawing



-10
ARMLESS CHAIR
W24"



-11
LEFT ARM CHAIR
W33"



-12
RIGHT ARM CHAIR
W33"




-15
CORNER CHAIR
41"



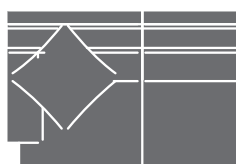
-45
LEFT ARM
CHAISE
W40" D65"



-46
RIGHT ARM
CHAISE
W40" D65"




-20
ARMLESS LOVESEAT
W48"



-21
LEFT ARM LOVESEAT
W57"



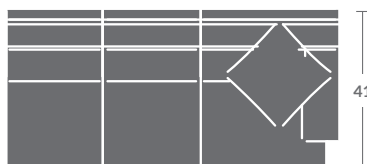
-22
RIGHT ARM LOVESEAT
W57"



-30
ARMLESS SOFA
W72"



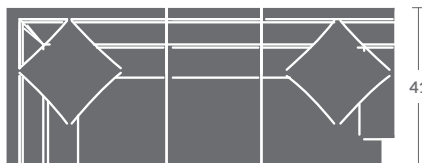
-31
LEFT ARM SOFA
W81"



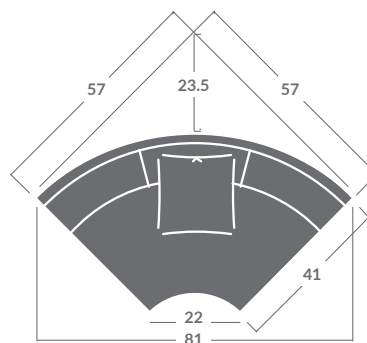
-32
RIGHT ARM SOFA
W81"



-33
LEFT ARM CORNER SOFA
W97.5"



-34
RIGHT ARM CORNER SOFA
W97.5"



-25
QUARTER TURN



-49
LEFT OPEN END ARMLESS CORNER SOFA
W95"



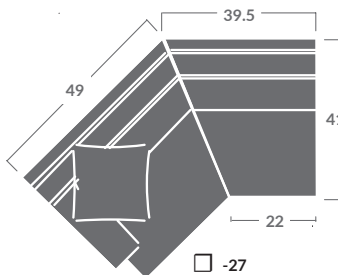
-50
RIGHT OPEN END ARMLESS CORNER SOFA
W95"



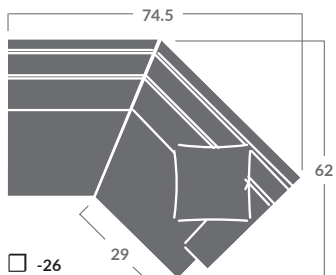
-61
LEFT OPEN END
ARMLESS LOVESEAT
W53.5"



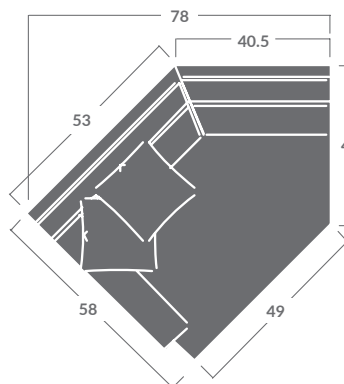
-62
RIGHT OPEN END
ARMLESS LOVESEAT
W53.5"



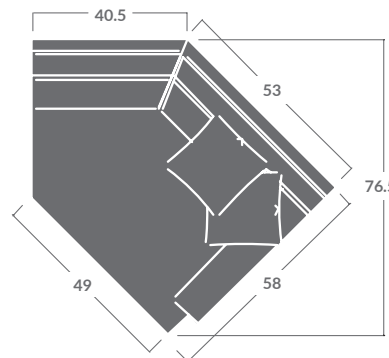
-27
LEFT ARM
ANGLE LOVESEAT



-26
RIGHT ARM
ANGLE LOVESEAT



-47
LEFT ARM
CUDDLE CHAISE

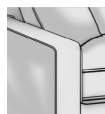


-48
RIGHT ARM
CUDDLE CHAISE

STEP 4 CHOOSE YOUR ARM:



-3
TRACK ARM W/
T-CUSHION
2 1/2" LESS
PER ARM



-1
TRACK ARM W/
SQ. CUSHION
2 1/2" LESS
PER ARM



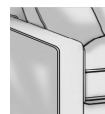
-12
WIDE TRACK
ARM W/
T-CUSHION



-11
WIDE TRACK
ARM W/ SQ.
CUSHION



-20
HALF SOCK
TRACK ARM
W/T-CUSHION
2 1/2" LESS
PER ARM



-21
HALF SOCK
TRACK ARM
W/ SQ. CUSHION
2 1/2" LESS
PER ARM



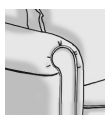
-22
WIDE HALF
SOCK TRACK
ARM W/
T-CUSHION



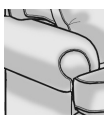
-23
WIDE HALF
SOCK TRACK
ARM W/
SQ. CUSHION



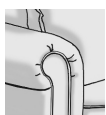
-13
PANEL ARM W/
T-CUSHION
2 1/2" LESS
PER ARM



-14
PANEL ARM W/
SQ. CUSHION
2 1/2" LESS
PER ARM



-4
WIDE PANEL
ARM W/
T-CUSHION



-2
WIDE PANEL
ARM W/
SQ. CUSHION



-15
PLEATED ARM
W/ T-CUSHION
NO NAILS
AVAILABLE
THIS ARM
2 1/2" LESS
PER ARM



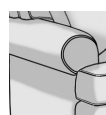
-16
PLEATED ARM
W/ SQ. CUSHION
NO NAILS
AVAILABLE
THIS ARM
2 1/2" LESS
PER ARM



-5
WIDE PLEATED
ARM W/
T-CUSHION
NO NAILS
AVAILABLE
THIS ARM



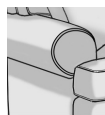
-8
WIDE PLEATED
ARM W/ SQ.
CUSHION
NO NAILS
AVAILABLE
THIS ARM



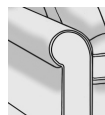
-17
ROLL ARM
W/ T-CUSHION
NO NAILS
AVAILABLE
THIS ARM
2 1/2" LESS
PER ARM



-18
ROLL ARM
W/ SQ. CUSHION
NO NAILS
AVAILABLE
THIS ARM
2 1/2" LESS
PER ARM



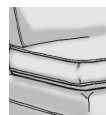
-6
WIDE ROLL
ARM W/
T-CUSHION
NO NAILS
AVAILABLE
THIS ARM



-9
WIDE ROLL
ARM W/ SQ.
CUSHION
NO NAILS
AVAILABLE
THIS ARM

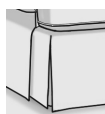


-19
ENGLISH ARM
W/ T-CUSHION
2 1/2" LESS
PER ARM



-0
ARMLESS

STEP 5 CHOOSE YOUR BASE STYLE:



-0
WATERFALL
SKIRT



-6
UPHOLSTERED
TO THE FLOOR
BORDERLESS



-1
ABILENE
FOOT



-3
MONTANA
FOOT




-8
CALIFORNIA
FOOT



-2
DAKOTA
FOOT



-5
VERMONT
5 1/2" FOOT



-4
NEVADA
7" FOOT

*Upcharge Applies



-10C
CARBON METAL
 -10A
AGED BRASS
METAL
 -10N
NICKEL METAL
MAINE
5 1/2" FOOT

*Upcharge Applies



-11C
CARBON METAL
 -11A
AGED BRASS
METAL
 -11N
NICKEL METAL
OREGON
7" FOOT

STEP 6 CHOOSE YOUR CUSHION DETAILS:

All styles standard with welt on seat and back cushions.

WELTLESS SEAT AND BACK CUSHIONS. NO UPCHARGE.

EDGE STITCH SEAT AND BACK CUSHIONS. UPCHARGE APPLIES.

BASEBALL STITCH SEAT AND BACK CUSHIONS. UPCHARGE APPLIES.